

Wyandotte County Community Health Assessment

April 27, 2023

Ambur Banner, Elizabeth Groenweghe, Hannah Conner, Blake Hensley, Susan Caman



Unified Government Public Health Department

Today's Presentation



What is a Community Health Assessment (CHA)?

- A comprehensive assessment of the health of the county that:
 - Collects data from a variety of sources
 - National data (census, BRFSS, etc.)
 - Community members
 - Partners
 - Gains input from community members and partners to better understand the community's health
 - Guide work of the health department, community partners, and local government
- Conducted every five years, required for PHAB accreditation





CHA Methods

Elizabeth Groenweghe, Chief Epidemiologist

How the CHA was created

- **Primary Data**

- Community Concerns Survey
- Community Forums
- Focus groups

- **Secondary Data**

- Collection of available community health and demographic data

CHA Timeline

Activity	Timeframe
Survey Mailed Out	June 2022
Focus Groups Convened	August 2022-October 2022
Survey Closed	September 2022
Community Forums Convened	September 2022-November 2022
Data Analysis and Report Writing	November 2022-March 2023
CHA Report Published	April 2023
CHIP Process Begins	May 2023

Respondent Demographics

- 1,150 total survey respondents
- Representative of Wyandotte County levels of:
 - Zip codes
 - Age groups
 - Income
 - Education
 - Race
- Not representative of households with children
 - Our sample: 21%

Top Health Concerns and Barriers

Health concerns

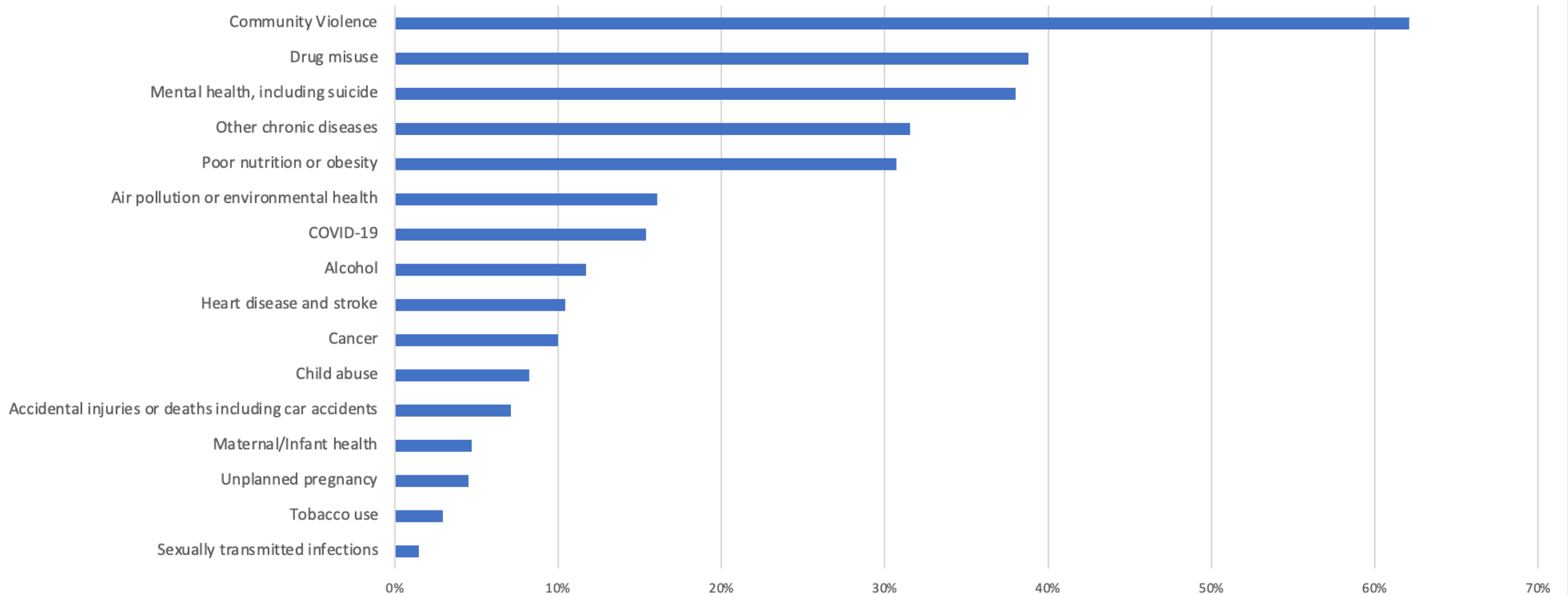
1. Community Violence (714)
2. Drug Misuse (446)
3. Mental Health (437)
4. Other chronic diseases (363)
5. Poor nutrition or obesity (353)
6. Air pollution/environmental health (185)

Health barriers

1. Health care access (549)
2. Employment and income (501)
3. Affordable housing or homelessness (488)
4. Violence or crime (434)
5. Health Literacy (328)
6. Racism or other discrimination (217)

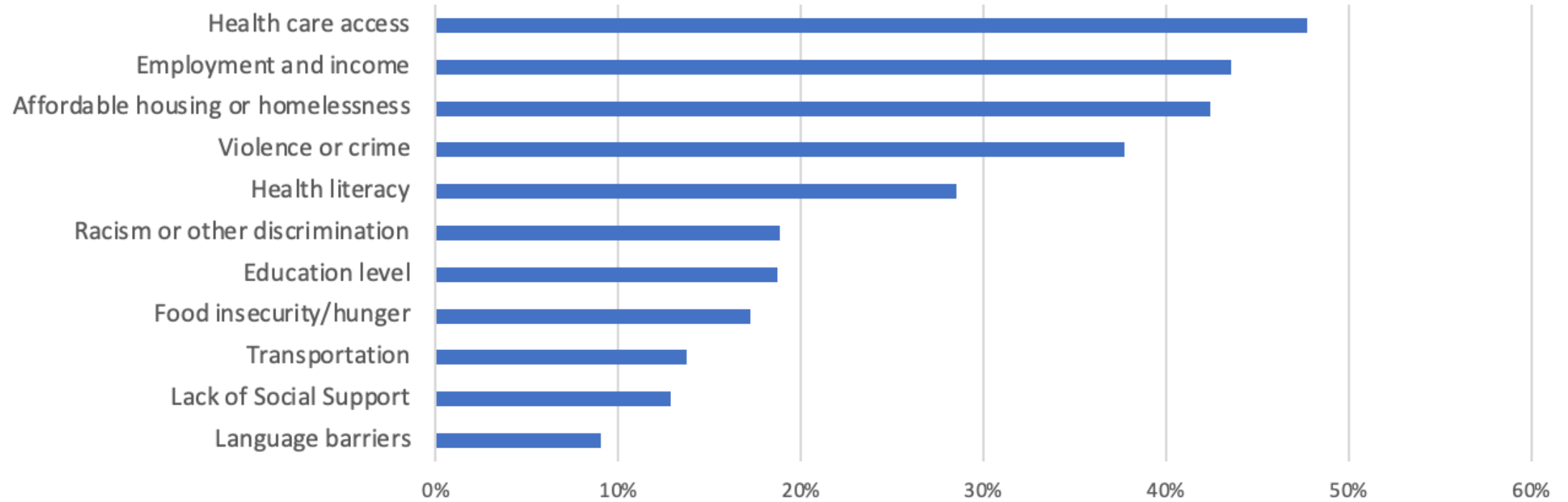
Health Concerns

Q1. Top Three Health Concerns



Health Barriers

Q2. Top Three Barriers to Health





Health Outcomes

Elizabeth Groenweghe, Chief Epidemiologist

Overall Health Status - Least Healthy

In 2023 County Health Rankings, WYCO ranks:

#103 of 104 counties in Kansas for health outcomes
#104 of 104 counties in Kansas for health factors

Health Outcomes

Health outcomes represent how healthy a county is right now, in terms of length of life but quality of life as well.

Wyandotte (WY) is ranked among the least healthy counties in Kansas (Lowest 0%-25%).



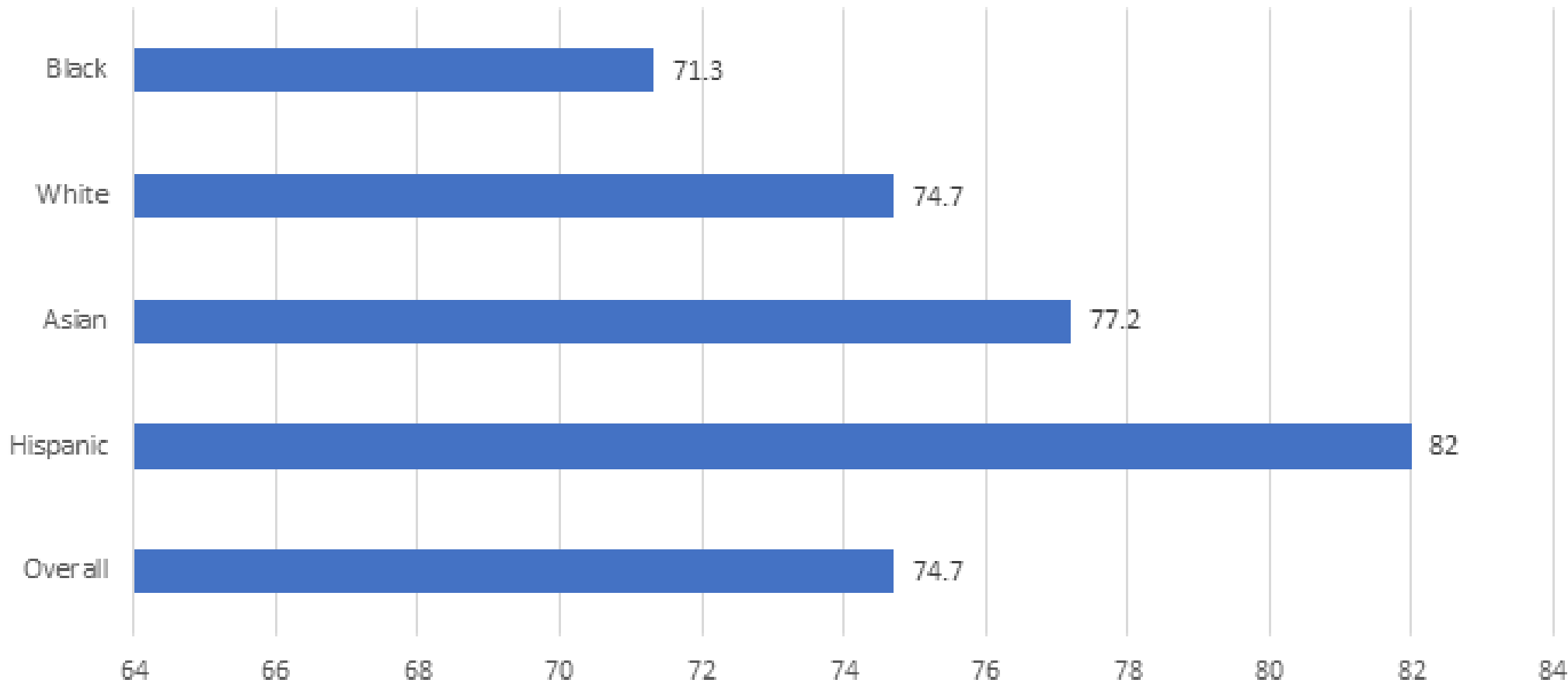
Link for full ranking information:
countyhealthrankings.org/explore-health-rankings/kansas/wyandotte?year=2023

Causes of Death, 2018-2020

Rank	Overall	White non-Hispanic	Black non-Hispanic	Hispanic
1	Heart disease	Heart disease	Heart disease	COVID-19
2	Cancer	Cancer	Cancer	Cancer
3	COVID-19	COVID-19	COVID-19	Heart disease
4	All other accidents	Chronic lower respiratory diseases	Homicide	Homicide
5	Chronic lower respiratory diseases	All other accidents	Stroke	All other accidents

Life Expectancy

Wyandotte County Life Expectancy by Race/Ethnicity, 2018-2020



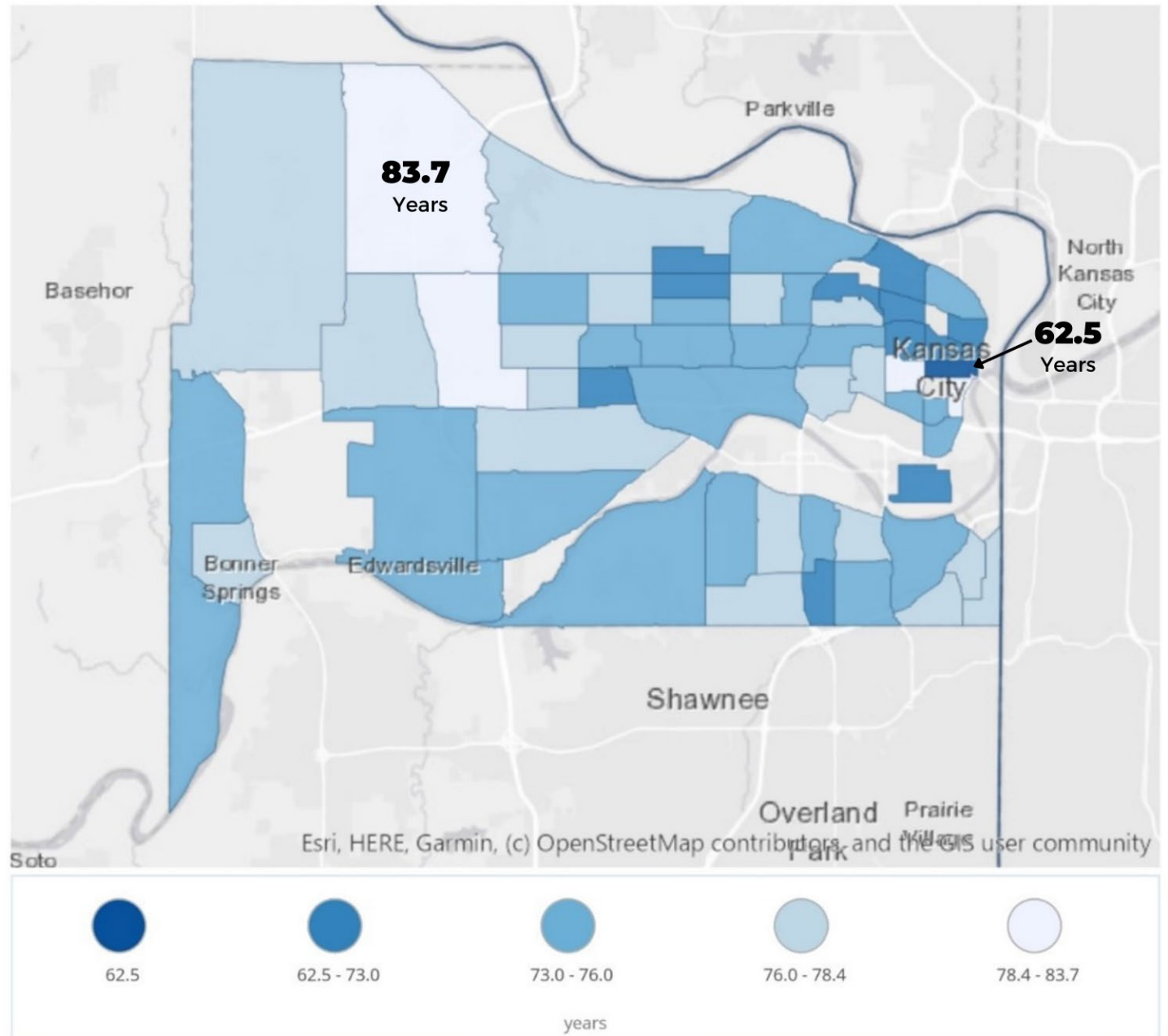
Life Expectancy

21 year

difference
within the
County

Measurement Period: 2010-2015

Data Source: U.S. Small-Area Life Expectancy Estimates Project (USALEEP)





Health Concerns

Elizabeth Groenweghe, Chief Epidemiologist

Community Violence

#1 health concern

- **62%** of Wyandotte County survey respondents said that violence was one of their top three biggest health concerns
- **38%** said that violence is also a barrier to health

Community Violence

- **56%** of survey respondent felt extremely or very safe in their neighborhoods **during the day**
- **40%** of survey respondent said they feel very or extremely safe in their neighborhoods **at night**
- Homicide is the leading cause of death for residents ages 15-44 years

Substance Misuse

#2 biggest health concern

- Wyandotte County **overdoses have continuously increased since 2018**
- There are currently **no in-patient facilities** for Substance Use Disorders in Wyandotte County

Mental Health

#3 biggest health concern

- Majority of respondents indicated they **either have a mental illness or have someone in their household** with a mental illness.
- COVID had a significant impact on mental health

Mental Health

- High demand for **mental health services**
 - #1 need identified by community to improve health in Wyandotte (31% of survey respondents)
- **Accessing mental healthcare** is challenging:
 - In survey, 33% of those who had a mental health concern were unable to access care
 - 9% could not afford care
 - 7% did not know where to look for services
 - 5% said waitlists for care were too long

Chronic Diseases and Obesity

- Chronic diseases were **#4 biggest health concern** and obesity **#5 biggest concern**
- In 2020, obesity rate in Wyandotte County was **46%**
- **32%** reported no leisure-time physical activity
- Chronic diseases like **heart disease, diabetes, and kidney disease** are leading causes of death in Wyandotte County



Health Barriers

Hannah Conner, Social Epidemiologist

Healthcare Access

#1 health barrier

- **19%** of survey respondents had a problem getting healthcare in the last year
- **18.6%** of Wyandotte County residents do not have health insurance
 - 6% of White residents
 - 16% of Black residents
 - 36% of Hispanic residents

Healthcare Access

- Top reasons for delaying care
 - 23% could not afford **cost**
 - 21% could not get **appointment soon enough**
 - 13% because they **did not have insurance**
- Top challenges in obtaining medications
 - 24% **cost of medication**
 - 15% medication **not covered** by insurance

Jobs and Education

- Employment and income ranked **#2 health barrier** in community survey
- 43% of survey respondents either disagreed or strongly disagreed to the prompt,
 - “I believe my community has enough jobs that pay enough money to live a healthy life.”
 - 26% agreed or strongly agreed

Jobs and Education

- 18% of respondents disagreed or strongly disagreed with the prompt:
 - “I believe the schools in my neighborhood give quality education to all students.”
 - A third of respondents agreed or strongly agreed.
- **19%** of respondents said that education was a top three barrier to health

Affordable Housing

- **#3 biggest health barrier**
- Over 30% (18,000 of the 60,000) Wyandotte County households are considered cost-burdened
- 4th highest ranked option for what would improve a respondent's community's health

Affordable Housing

How often in the past 12 months would you say you were worried or stressed about having enough money to pay your regular monthly expenses (including rent/mortgage, electricity, water, etc.)?	Number	Percent
Never	336	29%
Rarely	229	20%
Sometimes	294	26%
Usually	117	10%
Always	155	13%

Racism

- **19% of respondents** said racism was among their top three barriers to health
- **27% of Black respondents** have **felt emotionally upset** (for example, angry, sad, or frustrated) as a result of how they were treated based on their race

Racism

39% of Black respondents said **racism usually or always** impacts their daily life

- Compared to 22% of all respondents, 20% of Asian respondents, and 19% of Hispanic/Latino respondents

The **top ways** in which respondents experienced racism:

- Getting a job
- Being promoted
- Buying a house or car



Community Needs and Assets

Blake Hensley, CHIP Coordinator

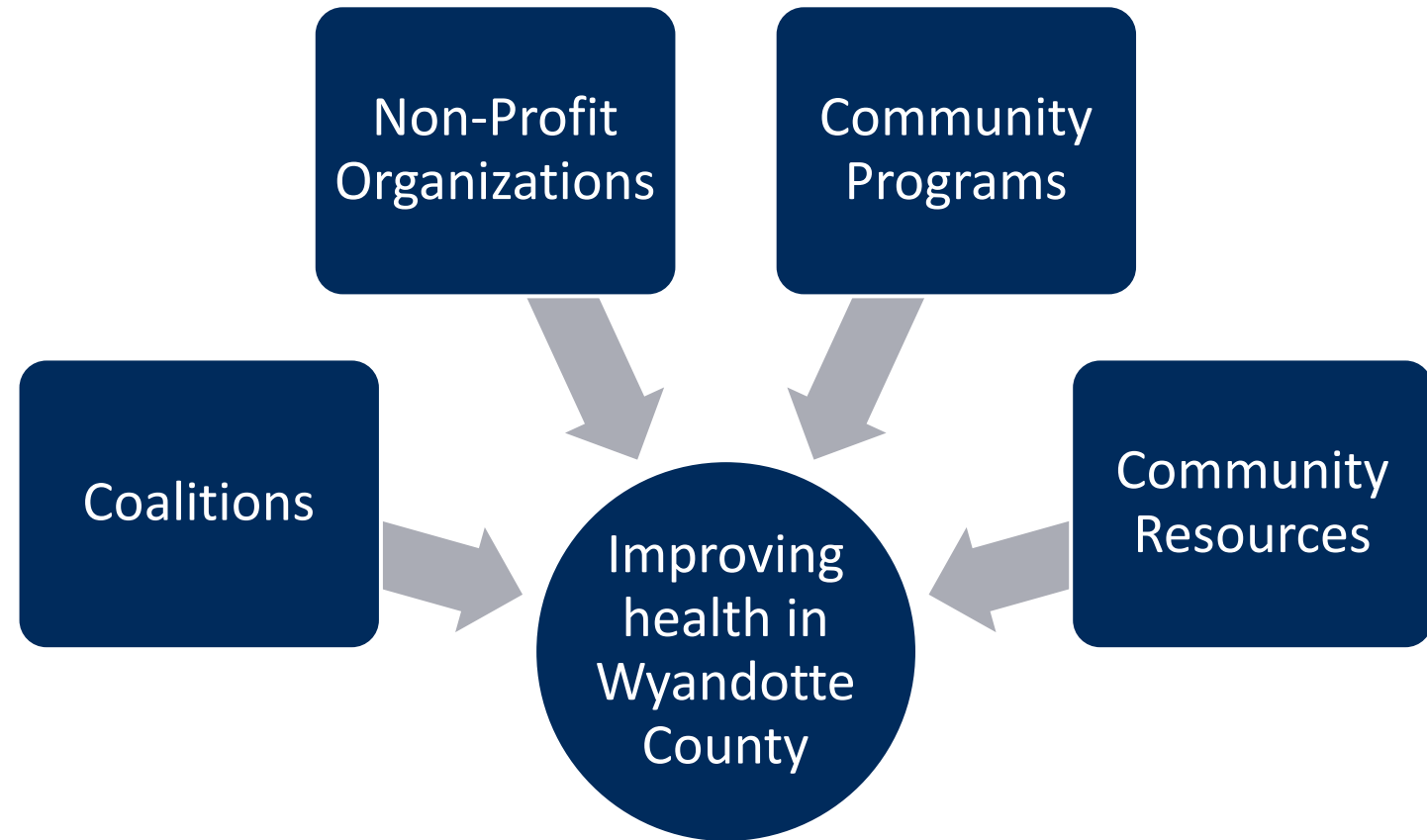
Community Needs

Respondents identified the top 3 needs for their community

What does your community need to improve the health of your family, friends and neighbors?	Percent
Mental health services	31%
Safe places to walk/play	29%
Services or programs for the disabled and/or elderly	29%
Affordable housing/housing assistance	28%
Violence prevention programming	26%
Access to healthy food choices	25%
Job opportunities	24%
Recreation facilities	20%
Better educational opportunities	13%
Substance abuse rehabilitation	13%
Transportation	12%
After-school programs	10%
Additional health services	9%
Specialized healthcare	7%

Community Assets

Partnerships and collaboration are key when working toward better health outcomes.

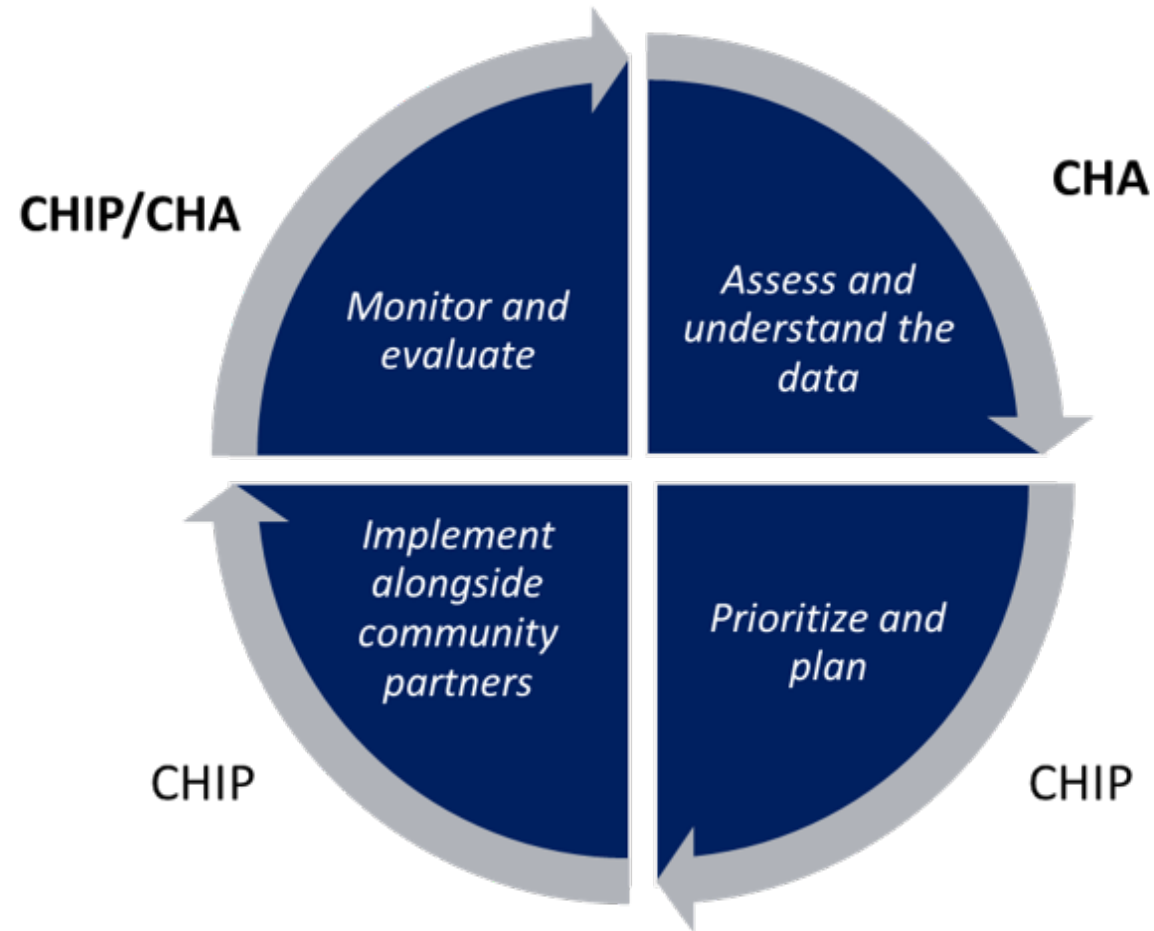




From CHA to CHIP

Susan Caman, CHIP Coordinator

CHA-CHIP Cycle



Timeline of CHA to CHIP Development

Spring
2023

Present the
CHA to the
community
and
stakeholders

Summer
2023

CHIP
development
& strategy
selection

Fall 2023
& Winter
2024

- Finalize the 2018-2023 CHIP
- Launch the new CHIP (2024-2028)



Thank you!

Ambur Banner, abanner@wycokck.org

Hannah Conner, hconner@wycokck.org

Elizabeth Groenweghe, egroenweghe@wycokck.org

Blake Hensley, bhensley@wycokck.org

Susan Caman, scaman@wycokck.org

Resources

Full CHA Report

- ughealth.info/wyco-cha



2018-2023 CHIP

- wycokck.org/CHIP

